




# Prestige Trucks Australian Four Day Endu

Day 4 Saturday

Rawson Victoria DMCC 0.000 km

Progressive Final



Pos	No.	Name	Laps	Total Tm	M1.	M2.	M3.	M4.
<b>C Open</b>								
1	97	Joel PAY	22	2:54:34.568	5 [28:51.082]	7 [1:12:09.359]	5 [55:01.322]	5 [18:32.805]
2	100	Tom PAY	22	2:57:54.562	5 [29:28.006]	7 [1:13:49.609]	5 [56:07.752]	5 [18:29.195]
3	101	William PAY	22	3:08:35.580	5 [32:02.663]	7 [1:18:53.874]	5 [58:12.219]	5 [19:26.824]
<b>C150 - two stroke</b>								
1	61	Adam GILES	22	2:46:51.642	5 [27:18.165]	7 [1:09:23.317]	5 [52:57.263]	5 [17:12.897]
2	70	Peter BOYLE	22	2:47:19.781	5 [27:01.576]	7 [1:09:18.481]	5 [53:40.012]	5 [17:19.712]
3	74	Timothy COLEMAN	22	2:48:52.523	5 [27:22.292]	7 [1:11:10.278]	5 [53:31.286]	5 [16:48.667]
4	63	Scott NOBLE	22	2:50:02.776	5 [28:17.684]	7 [1:09:48.654]	5 [54:47.978]	5 [17:08.460]
5	67	Jack DAY	22	2:56:53.597	5 [28:56.828]	7 [1:15:06.023]	5 [55:20.866]	5 [17:29.880]
6	62	Dru BERRYMAN	22	2:58:25.453	5 [29:13.312]	7 [1:14:32.822]	5 [57:17.434]	5 [17:21.885]
7	68	Benjamin ROBBINS	22	3:01:57.041	5 [29:37.747]	7 [1:16:09.387]	5 [58:13.054]	5 [17:56.853]
8	64	Anthony WAKEHAM	22	3:51:04.972	5 [44:07.562]	7 [1:32:10.335]	5 [1:14:14.651]	5 [20:32.424]
9	65	Andrew HANK	11	7:54:27.322	5 [35:12.382]	6 [3:19:14.940]	0 [2:00:00.000]	0 [2:00:00.000]
<b>E1</b>								
1	1	Kyron BACON	22	2:29:38.401	5 [24:11.038]	7 [1:02:15.927]	5 [47:56.945]	5 [15:14.491]
2	21	Cooper SHEIDOW	22	2:34:01.318	5 [25:09.992]	7 [1:04:09.490]	5 [49:11.324]	5 [15:30.512]
3	8	Jeremy CARPENTIER	22	2:34:32.634	5 [24:58.963]	7 [1:04:41.578]	5 [49:04.283]	5 [15:47.810]
4	6	Blake HOLLIS	22	2:34:42.077	5 [24:57.043]	7 [1:04:39.697]	5 [49:19.752]	5 [15:45.585]
5	20	William PRICE	22	2:39:39.878	5 [25:59.241]	7 [1:06:57.303]	5 [50:41.277]	5 [16:02.057]
6	13	Jacob DEAGAN	22	2:42:19.770	5 [25:56.584]	7 [1:07:18.991]	5 [52:37.281]	5 [16:26.914]
7	73	Christopher WYND	22	2:48:10.052	5 [27:23.949]	7 [1:10:54.045]	5 [53:13.970]	5 [16:38.088]
8	69	Nathan DALBOSCO	22	2:49:27.623	5 [27:44.512]	7 [1:11:19.399]	5 [53:41.528]	5 [16:42.184]
9	76	Sam BARTON	22	2:50:51.019	5 [27:01.398]	7 [1:12:13.040]	5 [55:10.326]	5 [16:26.255]
10	79	Bradley HERMANS	22	2:50:54.198	5 [27:48.585]	7 [1:11:28.255]	5 [54:29.415]	5 [17:07.943]
11	71	Thomas JENNER	22	2:51:26.850	5 [29:11.811]	7 [1:10:59.715]	5 [54:13.407]	5 [17:01.917]
12	80	Jake HOLLAND	22	2:55:42.514	5 [28:35.911]	7 [1:14:28.443]	5 [55:51.352]	5 [16:46.808]
13	78	Jack CAUGHEY	22	2:57:34.331	5 [28:17.893]	7 [1:15:52.507]	5 [56:04.814]	5 [17:19.117]

Chief of Timing & Scoring

Race Director

Orbits




# Prestige Trucks Australian Four Day Endu

Day 4 Saturday

Rawson Victoria DMCC 0.000 km

Progressive Final



Pos	No.	Name	Laps	Total Tm	M1.	M2.	M3.	M4.
14	72	Ethan BONGIORNO	22	3:02:34.790	5 [29:57.754]	7 [1:16:17.673]	5 [58:29.851]	5 [17:49.512]
15	77	Kyle LEACH	22	3:06:08.747	5 [29:31.038]	7 [1:18:12.923]	5 [1:00:31.791]	5 [17:52.995]
16	81	Michael CANN	22	3:29:30.157	5 [32:39.960]	7 [1:29:30.396]	5 [1:08:18.445]	5 [19:01.356]
17	19	Korey MCMAHON	16	6:13:31.393	5 [25:13.204]	7 [1:03:57.355]	4 [2:44:20.834]	0 [2:00:00.000]
18	75	Joel LOMAS	9	7:26:16.641	5 [35:21.710]	4 [2:50:54.931]	0 [2:00:00.000]	0 [2:00:00.000]
19	9	Brock NICHOLS	5	8:39:23.811	5 [2:39:23.811]	0 [2:00:00.000]	0 [2:00:00.000]	0 [2:00:00.000]

E2

1	3	Joshua GREEN	22	2:31:34.604	5 [24:34.446]	7 [1:02:57.984]	5 [48:47.596]	5 [15:14.578]
2	4	Todd WATERS	22	2:32:36.528	5 [24:44.660]	7 [1:04:10.056]	5 [48:33.178]	5 [15:08.634]
3	7	Fraser HIGLETT	22	2:35:58.657	5 [25:07.661]	7 [1:05:05.681]	5 [49:54.605]	5 [15:50.710]
4	15	Brad HARDAKER	22	2:37:29.861	5 [25:28.274]	7 [1:05:56.816]	5 [50:22.892]	5 [15:41.879]
5	12	William DENNETT	22	2:41:05.536	5 [25:52.098]	7 [1:07:41.495]	5 [51:24.676]	5 [16:07.267]
6	26	Nicholas GRAHAM	22	2:41:38.046	5 [25:50.153]	7 [1:08:01.696]	5 [51:38.211]	5 [16:07.986]
7	14	Kaleb TREASURE	22	2:42:44.698	5 [26:09.603]	7 [1:07:23.843]	5 [52:32.873]	5 [16:38.379]
8	106	Craig PROUT	22	2:44:13.548	5 [26:51.691]	7 [1:08:19.162]	5 [52:18.701]	5 [16:43.994]
9	129	Chris PERRY	22	2:44:20.539	5 [27:33.260]	7 [1:07:41.176]	5 [52:24.338]	5 [16:41.765]
10	24	Luke CHELLAS	22	2:45:04.803	5 [26:52.299]	7 [1:10:04.831]	5 [52:08.678]	5 [15:58.995]
11	102	Rhys KRATZAT	22	2:47:01.408	5 [27:11.138]	7 [1:09:50.556]	5 [53:13.241]	5 [16:46.473]
12	105	Lachlan HARRISON	22	2:47:15.457	5 [27:46.651]	7 [1:09:29.091]	5 [52:53.151]	5 [17:06.564]
13	112	Andrew NELSON	22	2:51:39.724	5 [28:11.313]	7 [1:11:45.205]	5 [54:27.360]	5 [17:15.846]
14	117	Samuel PENNELL	22	2:52:18.515	5 [28:14.026]	7 [1:12:53.122]	5 [54:24.009]	5 [16:47.358]
15	98	Harrison SAUNDERS	22	2:52:37.343	5 [29:24.267]	7 [1:12:47.242]	5 [53:46.340]	5 [16:39.494]
16	103	Steven FORRESTER	22	2:53:04.439	5 [28:27.416]	7 [1:12:00.192]	5 [55:15.913]	5 [17:20.918]
17	90	Jarrold DILLON	22	2:53:31.742	5 [28:17.027]	7 [1:12:33.416]	5 [55:37.477]	5 [17:03.822]
18	96	Cade VAGG	22	2:55:03.251	5 [29:08.041]	7 [1:13:08.133]	5 [56:09.522]	5 [16:37.555]
19	86	Matthew VOGT	22	2:56:17.268	5 [29:23.815]	7 [1:13:45.321]	5 [55:55.767]	5 [17:12.365]
20	84	Daniel WELSH	22	2:56:27.543	5 [28:15.456]	7 [1:12:52.920]	5 [58:16.506]	5 [17:02.661]
21	108	Lachlan MUIR	22	2:57:00.454	5 [28:21.150]	7 [1:14:34.439]	5 [57:14.787]	5 [16:50.078]
22	83	William MARTIN	22	2:58:23.860	5 [28:10.038]	7 [1:16:07.904]	5 [56:54.065]	5 [17:11.853]
23	25	Thomas FOSTER	22	2:59:04.331	5 [28:33.307]	7 [1:15:20.765]	5 [58:14.296]	5 [16:55.963]

Chief of Timing & Scoring

Race Director

Orbits




# Prestige Trucks Australian Four Day Endu

Day 4 Saturday

Rawson Victoria DMCC 0.000 km

Progressive Final



Pos	No.	Name	Laps	Total Tm	M1.	M2.	M3.	M4.
24	111	Thomas LIVESAY	22	3:00:43.407	5 [28:58.888]	7 [1:15:34.048]	5 [58:30.895]	5 [17:39.576]
25	92	Marcus DUMMER	22	3:00:47.331	5 [29:51.924]	7 [1:16:31.479]	5 [57:16.218]	5 [17:07.710]
26	113	Austin GARDINER	22	3:01:29.989	5 [32:11.738]	7 [1:13:52.289]	5 [57:59.576]	5 [17:26.386]
27	104	Gaven FORRESTER	22	3:02:04.839	5 [29:02.955]	7 [1:16:34.182]	5 [58:58.134]	5 [17:29.568]
28	110	Rhys PARLEVIET	22	3:02:08.017	5 [30:15.423]	7 [1:16:16.562]	5 [57:51.750]	5 [17:44.282]
29	114	Owen FORRESTER	22	3:06:05.068	5 [29:39.337]	7 [1:16:34.727]	5 [1:01:48.957]	5 [18:02.047]
30	134	Glynn TAYLOR	22	3:06:42.877	5 [30:45.925]	7 [1:18:45.865]	5 [59:56.472]	5 [17:14.615]
31	94	Dudley DUFFY	22	3:07:11.511	5 [30:53.451]	7 [1:17:59.322]	5 [59:05.851]	5 [19:12.887]
32	130	Dylan FOX	22	3:11:56.968	5 [32:05.573]	7 [1:21:23.970]	5 [1:01:13.973]	5 [17:13.452]
33	95	Brock HEIDEMAN	22	3:23:08.798	5 [33:40.489]	7 [1:25:36.658]	5 [1:04:52.639]	5 [18:59.012]
34	93	Simon HAYDON	22	3:31:05.377	5 [34:28.617]	7 [1:27:26.786]	5 [1:10:24.043]	5 [18:45.931]
35	107	Zach BORGAS	22	3:47:46.235	5 [36:07.159]	7 [1:43:21.003]	5 [1:09:33.171]	5 [18:44.902]
36	116	Daniel RYAN	22	3:48:31.420	5 [34:23.944]	7 [1:44:58.195]	5 [1:10:40.358]	5 [18:28.923]
37	82	Kyle NIELSEN	16	6:33:24.322	5 [29:03.592]	7 [1:13:20.079]	4 [2:51:00.651]	0 [2:00:00.000]
38	99	Luke GILBERT	14	6:40:14.104	5 [29:11.905]	7 [1:16:43.327]	2 [2:54:18.872]	0 [2:00:00.000]
39	88	Clinton VISKI	8	7:05:36.408	5 [29:50.830]	3 [2:35:45.578]	0 [2:00:00.000]	0 [2:00:00.000]

E3

1	11	Thomas MASON	22	2:32:27.991	5 [24:53.596]	7 [1:03:36.122]	5 [48:33.483]	5 [15:24.790]
2	2	Andrew WILKSCH	22	2:33:14.324	5 [26:54.455]	7 [1:02:37.104]	5 [48:21.260]	5 [15:21.505]
3	5	Stefan GRANQUIST	22	2:34:05.969	5 [24:51.358]	7 [1:04:43.693]	5 [49:06.715]	5 [15:24.203]
4	22	Riley MCGILLIVRAY	22	2:38:06.927	5 [25:39.290]	7 [1:05:42.876]	5 [50:58.814]	5 [15:45.947]
5	10	Thomas MCCORMACK	22	2:38:52.556	5 [25:27.791]	7 [1:06:04.662]	5 [51:21.531]	5 [15:58.572]
6	16	Simon COX	22	2:40:25.603	5 [25:56.631]	7 [1:07:19.385]	5 [51:17.656]	5 [15:51.931]
7	23	Patrick MCGILLIVRAY	22	2:44:32.352	5 [26:13.823]	7 [1:10:22.881]	5 [51:34.510]	5 [16:21.138]
8	124	Daniel GRATTAN	22	2:55:01.893	5 [29:53.522]	7 [1:12:22.972]	5 [55:55.669]	5 [16:49.730]
9	109	Cayne PARKER	22	2:56:44.410	5 [29:45.377]	7 [1:13:41.055]	5 [55:57.387]	5 [17:20.591]
10	121	Matthew JORDAN	22	3:07:04.817	5 [30:41.879]	7 [1:21:19.350]	5 [57:07.799]	5 [17:55.789]
11	133	Stephen SMITH	22	3:08:28.358	5 [30:48.063]	7 [1:19:16.880]	5 [1:00:18.955]	5 [18:04.460]
12	123	William EDWARD	22	3:08:47.708	5 [30:07.460]	7 [1:23:02.603]	5 [58:11.296]	5 [17:26.349]
13	125	Ben SCOTT	22	3:10:30.398	5 [32:05.714]	7 [1:19:08.311]	5 [1:01:03.571]	5 [18:12.802]

Chief of Timing & Scoring

Race Director

Orbits




# Prestige Trucks Australian Four Day Endu

Day 4 Saturday

Rawson Victoria DMCC 0.000 km

Progressive Final



Pos	No.	Name	Laps	Total Tm	M1.	M2.	M3.	M4.
14	127	Nicholas GARDINER	22	3:11:53.550	5 [32:34.577]	7 [1:19:29.839]	5 [1:01:25.156]	5 [18:23.978]
15	132	Chris JOHNSON	22	3:12:39.524	5 [30:55.082]	7 [1:21:53.692]	5 [1:01:21.777]	5 [18:28.973]
16	115	Anthony CARRIERA	22	3:16:29.498	5 [32:32.437]	7 [1:23:17.204]	5 [1:02:00.138]	5 [18:39.719]
17	126	Locklan BULK	22	3:17:15.673	5 [32:27.915]	7 [1:22:48.668]	5 [1:03:23.859]	5 [18:35.231]
18	128	Corey BUXTON	22	3:18:07.790	5 [33:54.708]	7 [1:23:05.327]	5 [1:02:26.855]	5 [18:40.900]
19	131	Damien SCURLOCK	22	3:24:56.481	5 [33:06.339]	7 [1:24:57.167]	5 [1:07:21.567]	5 [19:31.408]
20	136	Jack PEARCE	22	4:04:44.955	5 [35:51.700]	7 [1:58:08.564]	5 [1:10:29.640]	5 [20:15.051]
21	120	Cameron BULLEN	13	5:58:45.641	5 [28:55.406]	7 [1:12:53.392]	1 [2:16:56.843]	0 [2:00:00.000]

## Masters - Over 45

1	189	Jason SALOPAYERS	22	2:54:57.959	5 [28:34.855]	7 [1:12:36.713]	5 [56:06.473]	5 [17:39.918]
2	240	Jason HAAS	22	2:56:26.733	5 [29:45.304]	7 [1:13:46.799]	5 [55:48.067]	5 [17:06.563]
3	225	Scott SZABO	22	2:58:34.644	5 [29:01.472]	7 [1:14:51.858]	5 [57:11.958]	5 [17:29.356]
4	194	Bradley BALKIN	22	3:03:07.766	5 [29:34.843]	7 [1:17:53.766]	5 [57:30.112]	5 [18:09.045]
5	191	Michael TURNBULL	22	3:04:19.284	5 [30:08.787]	7 [1:17:11.903]	5 [59:16.873]	5 [17:41.721]
6	204	Travis SELWYN	22	3:04:39.667	5 [30:23.161]	7 [1:18:30.226]	5 [58:20.529]	5 [17:25.751]
7	217	Darren LESSIO	22	3:05:51.620	5 [31:12.881]	7 [1:18:03.153]	5 [59:11.753]	5 [17:23.833]
8	199	Jason PEARCE	22	3:08:08.817	5 [30:40.915]	7 [1:19:41.103]	5 [59:46.702]	5 [18:00.097]
9	232	Andrew BESPALOV	22	3:09:02.062	5 [31:24.961]	7 [1:18:09.476]	5 [1:00:44.879]	5 [18:42.746]
10	196	Peter SCHAPER	22	3:10:21.407	5 [31:06.433]	7 [1:19:51.144]	5 [1:01:19.293]	5 [18:04.537]
11	193	Peter BURRELL	22	3:11:04.604	5 [31:33.193]	7 [1:19:06.322]	5 [1:01:22.891]	5 [19:02.198]
12	231	Jason O'BRIEN	22	3:11:19.528	5 [31:40.149]	7 [1:21:44.508]	5 [1:00:13.533]	5 [17:41.338]
13	198	David SALT	22	3:12:06.917	5 [31:18.942]	7 [1:19:46.573]	5 [1:01:54.369]	5 [19:07.033]
14	235	Matthew GARDINER	22	3:12:13.528	5 [32:55.851]	7 [1:18:36.519]	5 [1:01:52.535]	5 [18:48.623]
15	218	Mark BUCHANAN	22	3:12:13.659	5 [31:36.332]	7 [1:20:44.476]	5 [1:01:15.011]	5 [18:37.840]
16	192	Glenn TONER	22	3:12:31.812	5 [32:11.484]	7 [1:20:31.741]	5 [1:01:10.171]	5 [18:38.416]
17	188	Craig TREASURE	22	3:12:37.246	5 [31:38.396]	7 [1:21:11.205]	5 [1:01:29.484]	5 [18:18.161]
18	197	Joe ONDRUS	22	3:13:27.878	5 [31:45.990]	7 [1:21:57.743]	5 [1:00:58.965]	5 [18:45.180]
19	242	Glenn HOLLAND	22	3:15:07.013	5 [33:10.849]	7 [1:19:55.001]	5 [1:04:00.240]	5 [18:00.923]
20	251	Paul CAMPBELL	22	3:22:16.416	5 [35:45.046]	7 [1:23:14.321]	5 [1:04:04.984]	5 [19:12.065]
21	190	Brandon KIENHUIS	22	3:25:06.482	5 [28:36.987]	7 [1:36:55.547]	5 [56:29.316]	5 [23:04.632]

Chief of Timing & Scoring

Race Director

Orbits






# Prestige Trucks Australian Four Day Endu

Day 4 Saturday

Rawson Victoria DMCC 0.000 km

Progressive Final



Pos	No.	Name	Laps	Total Tm	M1.	M2.	M3.	M4.
22	230	Joel STAFFORD	22	3:26:26.652	5 [33:16.773]	7 [1:28:18.132]	5 [1:06:37.129]	5 [18:14.618]
23	245	Robert DUMMER	22	3:26:39.222	5 [36:41.301]	7 [1:25:02.475]	5 [1:05:51.232]	5 [19:04.214]
24	200	Ashley SPRENGER	22	3:26:53.721	5 [34:45.025]	7 [1:26:18.500]	5 [1:06:26.376]	5 [19:23.820]
25	247	Michael HASAN	22	3:27:08.721	5 [34:29.093]	7 [1:25:59.722]	5 [1:07:39.032]	5 [19:00.874]
26	212	Andrew WHITINGTON	22	3:28:33.531	5 [33:24.075]	7 [1:27:21.228]	5 [1:08:49.770]	5 [18:58.458]
27	226	Glenn BOXHALL	22	3:41:41.111	5 [34:35.934]	7 [1:40:41.342]	5 [1:07:44.079]	5 [18:39.756]
28	210	David DUNCAN	22	3:42:10.997	5 [34:42.231]	7 [1:40:00.232]	5 [1:07:50.914]	5 [19:37.620]
29	203	Max NULLEY	22	3:46:49.527	5 [34:33.860]	7 [1:50:09.029]	5 [1:03:34.691]	5 [18:31.947]
30	206	Daniel BRADBURY	22	3:47:42.987	5 [35:18.307]	7 [1:41:11.918]	5 [1:12:42.699]	5 [19:30.063]
31	233	Paul ISAACS	22	3:50:39.283	5 [37:13.602]	7 [1:41:18.200]	5 [1:12:12.020]	5 [19:55.461]
32	254	Leigh PRICE	22	3:52:57.813	5 [37:06.589]	7 [1:44:38.096]	5 [1:12:31.508]	5 [18:41.620]
33	201	Stephen BOUCHER	22	3:54:52.866	5 [30:54.298]	7 [2:04:51.006]	5 [1:00:52.714]	5 [18:14.848]
34	214	Scott WALKER	22	3:55:55.449	5 [37:02.878]	7 [1:53:07.406]	5 [1:06:37.624]	5 [19:07.541]
35	239	Aaron BARNETT	22	3:56:32.485	5 [38:33.111]	7 [1:44:37.738]	5 [1:13:32.270]	5 [19:49.366]
36	209	Darrin STRAUCH	22	3:57:13.792	5 [38:28.865]	7 [1:43:44.858]	5 [1:14:44.812]	5 [20:15.257]
37	221	Matthew COOK	22	3:57:50.222	5 [41:25.627]	7 [1:46:05.777]	5 [1:10:46.595]	5 [19:32.223]
38	234	Liam MYERS	22	4:05:38.919	5 [37:51.566]	7 [1:54:28.801]	5 [1:13:41.750]	5 [19:36.802]
39	243	Simon BULK	22	4:16:01.280	5 [38:27.923]	7 [2:01:01.107]	5 [1:16:13.206]	5 [20:19.044]
40	246	Christopher LONG	22	4:19:52.420	5 [41:26.910]	7 [1:37:23.405]	5 [1:40:36.783]	5 [20:25.322]
41	216	Casper MURTONEN	22	5:18:10.950	5 [44:08.112]	7 [2:35:38.813]	5 [1:36:44.179]	5 [21:39.846]
42	202	David LOVE	17	7:24:38.569	5 [43:57.413]	7 [1:29:55.618]	5 [3:10:45.538]	0 [2:00:00.000]
43	205	Glenn MADDISON	17	9:27:04.915	5 [36:25.637]	7 [3:36:12.564]	5 [3:14:26.714]	0 [2:00:00.000]
44	244	Glenn MACKAY	16	6:57:19.926	5 [34:43.861]	7 [1:24:34.925]	4 [2:58:01.140]	0 [2:00:00.000]
45	228	Frank CAMBRIA	13	8:47:59.351	5 [43:24.660]	7 [3:42:29.622]	1 [2:22:05.069]	0 [2:00:00.000]
46	207	Shane COOK	12	7:51:34.827	5 [31:46.745]	7 [3:19:48.082]	0 [2:00:00.000]	0 [2:00:00.000]
47	229	Robert BARTON	12	7:56:47.167	5 [31:16.559]	7 [3:25:30.608]	0 [2:00:00.000]	0 [2:00:00.000]
48	211	Nicholas EDWARD	12	8:02:48.624	5 [34:51.598]	7 [3:27:57.026]	0 [2:00:00.000]	0 [2:00:00.000]
49	222	Ian HILL	12	8:08:44.784	5 [37:18.597]	7 [3:31:26.187]	0 [2:00:00.000]	0 [2:00:00.000]
50	219	Deeds RAYMOND	12	8:13:18.376	5 [36:06.338]	7 [3:37:12.038]	0 [2:00:00.000]	0 [2:00:00.000]
51	238	Jonathan TAYLOR	12	8:40:15.595	5 [51:46.539]	7 [3:48:29.056]	0 [2:00:00.000]	0 [2:00:00.000]
52	253	Gordon YARNOLD	11	8:43:30.991	5 [1:00:42.605]	6 [3:42:48.386]	0 [2:00:00.000]	0 [2:00:00.000]

Chief of Timing & Scoring

Race Director

Orbits




# Prestige Trucks Australian Four Day Endu

Day 4 Saturday

Rawson Victoria DMCC 0.000 km

Progressive Final



Pos	No.	Name	Laps	Total Tm	M1.	M2.	M3.	M4.
53	224	Darren GRATTAN	9	7:11:03.443	5 [29:46.560]	4 [2:41:16.883]	0 [2:00:00.000]	0 [2:00:00.000]
54	227	Peter GOLDING	9	7:16:30.854	5 [30:39.656]	4 [2:45:51.198]	0 [2:00:00.000]	0 [2:00:00.000]
55	213	Glenn LOMAS	9	7:22:59.093	5 [36:06.642]	4 [2:46:52.451]	0 [2:00:00.000]	0 [2:00:00.000]
56	195	Raymond SCOTT	8	7:23:27.279	5 [31:18.190]	3 [2:52:09.089]	0 [2:00:00.000]	0 [2:00:00.000]
57	249	John TALBOT	8	7:23:37.023	5 [45:07.645]	3 [2:38:29.378]	0 [2:00:00.000]	0 [2:00:00.000]
58	220	Damon RICHARDSON	6	6:46:10.856	5 [35:54.190]	1 [2:10:16.666]	0 [2:00:00.000]	0 [2:00:00.000]
59	236	Marc HOFSTEE	5	6:32:41.680	5 [32:31.680]	0 [2:00:10.000]	0 [2:00:00.000]	0 [2:00:00.000]
60	208	Simon JAMISON	5	6:42:57.314	5 [42:57.314]	0 [2:00:00.000]	0 [2:00:00.000]	0 [2:00:00.000]
61	223	Garry CRANE	5	6:44:05.574	5 [44:05.574]	0 [2:00:00.000]	0 [2:00:00.000]	0 [2:00:00.000]
62	248	Alistar BLUNT	5	6:47:01.041	5 [47:01.041]	0 [2:00:00.000]	0 [2:00:00.000]	0 [2:00:00.000]
63	237	Mark PAUL	5	6:52:14.052	5 [52:14.052]	0 [2:00:00.000]	0 [2:00:00.000]	0 [2:00:00.000]
64	241	Daniel SYMONS	4	8:17:19.651	4 [2:17:19.651]	0 [2:00:00.000]	0 [2:00:00.000]	0 [2:00:00.000]
65	252	Craig CURTIS	3	8:18:45.805	3 [2:18:45.805]	0 [2:00:00.000]	0 [2:00:00.000]	0 [2:00:00.000]

## Seniors O60

1	256	Geoffrey BALLARD	22	3:07:22.240	5 [30:52.734]	7 [1:19:02.814]	5 [1:00:19.945]	5 [17:06.747]
2	258	Adrian FITZGERALD	22	3:13:11.685	5 [31:43.884]	7 [1:20:07.795]	5 [1:02:25.285]	5 [18:54.721]
3	260	Michael TODOROVIC	22	3:17:15.794	5 [33:37.482]	7 [1:22:11.142]	5 [1:02:51.939]	5 [18:35.231]
4	259	Brendan WALSH	22	3:48:39.301	5 [40:31.815]	7 [1:36:13.665]	5 [1:13:09.302]	5 [18:44.519]
5	265	Jonathan WOOD	22	3:55:53.317	5 [38:13.313]	7 [1:48:39.800]	5 [1:09:30.210]	5 [19:29.994]
6	264	David ROBERTS	22	4:40:03.851	5 [44:15.669]	7 [2:15:00.727]	5 [1:20:08.732]	5 [20:38.723]
7	263	Phillip GRIGG	22	5:48:49.608	5 [47:10.664]	7 [2:25:37.948]	5 [2:15:23.643]	5 [20:37.353]
8	255	David ROSE	12	6:13:33.601	5 [39:22.130]	7 [1:34:11.471]	0 [2:00:00.000]	0 [2:00:00.000]
9	215	James NIELSEN	9	7:38:39.027	5 [43:17.535]	4 [2:55:21.492]	0 [2:00:00.000]	0 [2:00:00.000]
10	262	Craig RALPH	8	7:12:38.622	5 [36:43.048]	3 [2:35:45.574]	0 [2:00:10.000]	0 [2:00:00.000]
11	261	Geoffrey UDY	5	7:13:58.222	5 [1:13:58.222]	0 [2:00:00.000]	0 [2:00:00.000]	0 [2:00:00.000]

## Veteran

1	142	Darren LLOYD	22	2:48:20.134	5 [27:50.477]	7 [1:09:20.052]	5 [54:05.022]	5 [17:04.583]
2	17	Richard CHIBNALL	22	2:48:53.467	5 [27:57.610]	7 [1:11:04.386]	5 [53:23.437]	5 [16:28.034]
3	143	Steven POWELL	22	2:50:22.980	5 [28:04.104]	7 [1:11:07.346]	5 [54:45.363]	5 [16:26.167]

Chief of Timing & Scoring

Race Director

Orbits




# Prestige Trucks Australian Four Day Endu

Day 4 Saturday

Rawson Victoria DMCC 0.000 km

Progressive Final



Pos	No.	Name	Laps	Total Tm	M1.	M2.	M3.	M4.
4	139	Jason DWYER	22	2:51:16.418	5 [29:05.995]	7 [1:10:44.234]	5 [54:18.905]	5 [17:07.284]
5	138	Christopher THOMAS	22	2:51:34.791	5 [28:52.467]	7 [1:11:26.202]	5 [54:05.412]	5 [17:10.710]
6	180	Richard SMITH	22	2:55:27.916	5 [28:55.550]	7 [1:13:08.396]	5 [55:40.334]	5 [17:43.636]
7	140	Rowan PUMPA	22	2:55:34.347	5 [29:18.865]	7 [1:12:45.000]	5 [56:15.704]	5 [17:14.778]
8	164	Thomas JONES	22	2:57:47.119	5 [29:26.681]	7 [1:12:41.652]	5 [58:10.542]	5 [17:28.244]
9	175	Beau UREN	22	2:58:37.316	5 [29:52.502]	7 [1:15:23.127]	5 [55:47.853]	5 [17:33.834]
10	154	David ROBBINS	22	2:58:42.271	5 [29:26.997]	7 [1:14:25.330]	5 [57:18.184]	5 [17:31.760]
11	144	Luke ABLITT	22	2:59:21.906	5 [30:09.240]	7 [1:15:07.639]	5 [56:55.471]	5 [17:09.556]
12	170	Bradley SNELL	22	3:00:08.950	5 [29:13.259]	7 [1:15:34.901]	5 [57:59.849]	5 [17:20.941]
13	183	Rohan EVES	22	3:00:11.258	5 [31:08.580]	7 [1:14:11.020]	5 [57:32.163]	5 [17:19.495]
14	165	Nathan EVANS	22	3:01:38.226	5 [30:50.565]	7 [1:17:12.602]	5 [56:41.496]	5 [16:53.563]
15	168	Christian BARRETT	22	3:02:00.890	5 [29:52.617]	7 [1:17:41.567]	5 [56:28.233]	5 [17:58.473]
16	141	Con PRIVITERA	22	3:02:27.037	5 [30:20.024]	7 [1:15:33.451]	5 [58:54.449]	5 [17:39.113]
17	149	Raymond BORG	22	3:05:32.334	5 [31:02.143]	7 [1:17:31.697]	5 [59:11.066]	5 [17:47.428]
18	145	Michael GODSELL	22	3:07:19.448	5 [31:37.083]	7 [1:17:42.104]	5 [59:23.230]	5 [18:37.031]
19	176	Christopher PEPYAT	22	3:08:12.826	5 [30:45.873]	7 [1:18:12.408]	5 [1:00:40.658]	5 [18:33.887]
20	174	Mark PATON	22	3:09:00.368	5 [32:09.885]	7 [1:19:00.125]	5 [1:00:08.672]	5 [17:41.686]
21	119	Michael BARNES	22	3:10:58.039	5 [32:19.265]	7 [1:19:26.866]	5 [1:00:50.089]	5 [18:21.819]
22	166	Jason MCCARTHY	22	3:13:04.202	5 [32:25.064]	7 [1:21:36.304]	5 [1:00:34.069]	5 [18:28.765]
23	169	Brendan SCANLON	22	3:14:42.268	5 [32:19.636]	7 [1:21:11.672]	5 [1:02:15.564]	5 [18:55.396]
24	172	Richard DURYEA	22	3:14:48.374	5 [32:20.178]	7 [1:23:07.949]	5 [1:00:05.064]	5 [19:15.183]
25	148	Luke BARTLETT	22	3:15:04.156	5 [32:32.597]	7 [1:21:16.329]	5 [1:02:34.538]	5 [18:40.692]
26	160	Mark COOK	22	3:15:21.988	5 [30:44.463]	7 [1:24:44.940]	5 [1:00:56.845]	5 [18:55.740]
27	146	Adrian TREGEA	22	3:15:29.228	5 [32:06.187]	7 [1:22:52.218]	5 [1:02:19.030]	5 [18:11.793]
28	158	Malcolm DE WILDT	22	3:15:56.858	5 [31:00.549]	7 [1:23:45.350]	5 [1:02:43.313]	5 [18:27.646]
29	135	Andrew BUZARI	22	3:15:57.360	5 [33:06.350]	7 [1:21:50.229]	5 [1:02:20.647]	5 [18:40.134]
30	182	Peter EVES	22	3:16:34.133	5 [31:01.723]	7 [1:23:08.303]	5 [1:03:25.531]	5 [18:58.576]
31	177	Justin MELLERICK	22	3:20:10.715	5 [33:59.769]	7 [1:23:48.828]	5 [1:03:41.738]	5 [18:40.380]
32	186	Josh MULLEN	22	3:22:56.196	5 [32:42.532]	7 [1:23:05.448]	5 [1:08:22.181]	5 [18:46.035]
33	155	Brenden WHITE	22	3:26:31.600	5 [34:09.929]	7 [1:27:00.356]	5 [1:06:52.438]	5 [18:28.877]
34	171	Aaron MEGAW	22	3:27:27.715	5 [36:39.171]	7 [1:26:47.705]	5 [1:05:07.314]	5 [18:53.525]

Chief of Timing & Scoring

Race Director

Orbits

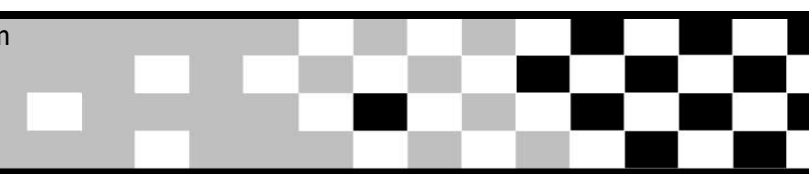


# Prestige Trucks Australian Four Day Endu

Day 4 Saturday

Rawson Victoria DMCC 0.000 km

Progressive Final



Pos	No.	Name	Laps	Total Tm	M1.	M2.	M3.	M4.
35	156	Clint ROBBINS	22	3:30:11.924	5 [31:39.219]	7 [1:37:16.245]	5 [1:02:07.438]	5 [19:09.022]
36	185	Nick MUNRO	22	3:33:41.269	5 [36:36.901]	7 [1:31:08.373]	5 [1:07:15.206]	5 [18:40.789]
37	162	Rodney ALLAWAY	22	3:50:30.572	5 [36:52.544]	7 [1:37:51.489]	5 [1:15:26.260]	5 [20:20.279]
38	179	Daniel GARDINER	22	3:50:44.518	5 [34:18.865]	7 [1:43:57.737]	5 [1:12:50.872]	5 [19:37.044]
39	147	Glen STEPHENSON	22	5:55:32.466	5 [2:36:14.817]	7 [1:53:47.974]	5 [1:06:21.340]	5 [19:08.335]
40	153	Miller HINDS	16	6:42:20.331	5 [30:45.745]	7 [1:17:43.680]	4 [2:53:50.906]	0 [2:00:00.000]
41	150	Ben CARDENAS	12	7:57:31.654	5 [35:47.376]	7 [3:21:44.278]	0 [2:00:00.000]	0 [2:00:00.000]
42	187	Jamie DUROUX	12	8:21:28.371	5 [40:52.343]	7 [3:40:36.028]	0 [2:00:00.000]	0 [2:00:00.000]
43	157	Adam VAN DORST	11	7:47:04.920	5 [33:10.687]	6 [3:13:54.233]	0 [2:00:00.000]	0 [2:00:00.000]
44	151	Brent BRADY	11	7:51:52.031	5 [29:28.784]	6 [3:22:23.247]	0 [2:00:00.000]	0 [2:00:00.000]
45	184	Paul LE PAGE	9	7:25:33.135	5 [37:28.916]	4 [2:48:04.219]	0 [2:00:00.000]	0 [2:00:00.000]
46	178	Leigh MADEN	9	8:14:42.673	5 [1:11:25.090]	4 [3:03:17.583]	0 [2:00:00.000]	0 [2:00:00.000]
47	159	Tristan NARDELLA	8	7:20:38.368	5 [41:11.768]	3 [2:39:26.600]	0 [2:00:00.000]	0 [2:00:00.000]
48	152	James JOHNSON	7	5:47:18.142	5 [40:28.785]	2 [1:06:49.357]	0 [2:00:00.000]	0 [2:00:00.000]
49	163	Ben PROELSS	6	6:39:44.328	5 [35:34.071]	1 [2:04:10.257]	0 [2:00:00.000]	0 [2:00:00.000]
50	173	Thomas GIFFIN	5	6:31:13.536	5 [31:03.536]	0 [2:00:10.000]	0 [2:00:00.000]	0 [2:00:00.000]
51	181	Ben PARRISH	5	6:34:09.267	5 [34:09.267]	0 [2:00:00.000]	0 [2:00:00.000]	0 [2:00:00.000]
52	161	Phillip HURLEY	5	8:28:23.405	5 [2:28:23.405]	0 [2:00:00.000]	0 [2:00:00.000]	0 [2:00:00.000]

## Women

1	37	Jessica GARDINER	22	2:52:00.916	5 [28:27.487]	7 [1:11:44.724]	5 [54:29.870]	5 [17:18.835]
2	39	Emelie KARLSSON	22	2:57:11.800	5 [28:57.556]	7 [1:13:34.340]	5 [56:32.090]	5 [18:07.814]
3	38	Ebony NIELSEN	22	3:09:25.783	5 [30:05.553]	7 [1:18:05.026]	5 [1:02:41.633]	5 [18:33.571]
4	40	Julie DENYER	22	4:32:57.097	5 [34:11.510]	7 [2:02:46.279]	5 [1:34:19.309]	5 [21:39.999]
5	18	Monique SIMIONI	17	4:57:09.975	5 [30:04.710]	7 [1:21:33.942]	5 [1:05:31.323]	0 [2:00:00.000]
6	41	Emily BIELENBERG	17	5:58:53.287	5 [35:02.993]	7 [2:02:45.429]	5 [1:21:04.865]	0 [2:00:00.000]
7	45	Rachel BLOYE	14	7:30:33.271	5 [42:18.326]	7 [2:01:43.896]	2 [2:46:31.049]	0 [2:00:00.000]
8	42	Chloe BARTON	7	7:15:18.815	5 [48:10.014]	2 [2:27:08.801]	0 [2:00:00.000]	0 [2:00:00.000]
9	47	Holly BLAKE	5	6:35:47.857	5 [35:47.857]	0 [2:00:00.000]	0 [2:00:00.000]	0 [2:00:00.000]
10	44	Angela SCOTT	5	6:44:49.383	5 [44:49.383]	0 [2:00:00.000]	0 [2:00:00.000]	0 [2:00:00.000]
11	46	Isabelle KEANE	5	7:13:12.471	5 [1:13:12.471]	0 [2:00:00.000]	0 [2:00:00.000]	0 [2:00:00.000]

Chief of Timing & Scoring

Race Director

Orbits






# Prestige Trucks Australian Four Day Endu

Day 4 Saturday

Rawson Victoria DMCC 0.000 km

Progressive Final



Pos	No.	Name	Laps	Total Tm	M1.	M2.	M3.	M4.
12	48	Stephanie TETERIN	5	8:39:55.137	5 [2:39:55.137]	0 [2:00:00.000]	0 [2:00:00.000]	0 [2:00:00.000]